

Figure 1.1. The physical photo of ATH100KR8




Figure 1.2. The physical photo of ATH100KR8T63

MAIN FEATURES

Glass Encapsulated for Long Term Stability & Reliability
 High Stability: $<0.1^{\circ}\text{C}/\text{Y}$
 Small Size: $\phi 0.8\text{mm} \times 1.4\text{mm}$
 High Resistance Accuracy: 1%
 Quick Response Time: 3s
 Wide Temp. Range: -55°C to 250°C
 100 % Lead (Pb)-free and RoHS Compliant

APPLICATIONS

Temperature sensing for laser diodes, optical components, etc.

DESCRIPTION

The ATH100KR8 series thermistor is consisted of three versions, ATH100KR8 as shown in Figure 1.1, ATH100KR8T63 shown in Figure 1.2 and

ATH100KR8T63S. The ATH100KR8 has bare leads coated with copper, the ATH100KR8T63S has the leads covered by high temperature Teflon tubing and sealed by epoxy, while the ATH100KR8T63 is the non-sealed version.

The ATH100KR8 is a high precision glass encapsulated thermistor. Comparing with conventional epoxy encapsulated thermistors, ATH100KR8 presents higher long term stability and wider temperature range. In addition, it has a small size and short response time. In addition, there are two insulation versions available, one of which comes with leads covered by Teflon tubing, the ATH100KR8T63, and the other one, the ATH100KR8T63S, is sealed between the head and the tubing. They can work under up to 140°C temperature and the latter is of liquid resistant.

The ATH100KR8 can be used to measure the temperatures for laser diodes, optical components, etc., with high accuracy and long term stability.

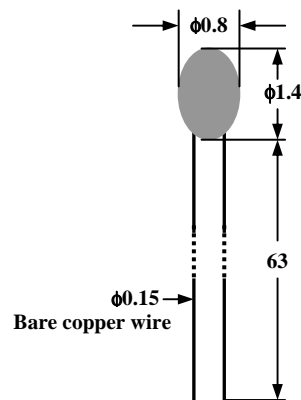


Figure 2. Side View of ATH100KR8

SPECIFICATIONS

Nominal Resistance @ 25°C :	$100\text{K} \pm 1\%$
B Value @ $25^{\circ}\text{C} / 85^{\circ}\text{C}$:	$4066\text{K} \pm 1\%$
B Value @ $0^{\circ}\text{C} / 100^{\circ}\text{C}$:	$4036\text{K} \pm 1\%$
B Value @ $25^{\circ}\text{C} / 100^{\circ}\text{C}$:	$4085\text{K} \pm 1\%$
Thermistor Diameter:	$0.8 \pm 0.1\text{mm}$
Thermistor Length:	$1.4 \pm 0.4\text{mm}$
Lead Diameter:	0.15mm
Lead Length:	$63 \pm 3\text{mm}$
Dissipation Factor:	$0.4\text{mW}/\text{K}$
Heat Capacity:	$1.3\text{mJ}/\text{K}$
Maximum Power @ 25°C :	18mW

APPLICATION

Drill a hole on the object for which the temperature needs to be measured and use thermally conductive epoxy to pot the thermistor inside the hole. The hole diameter should be between 1.2 to 1.4mm and the depth should be between 2 to 2.5mm. When a deeper hole is needed, drill a 2 stage hole to prevent mounting epoxy bobbles trapped inside which would cause temperature measurement errors. Figure 3 shows the section view of the 2 stage hole.

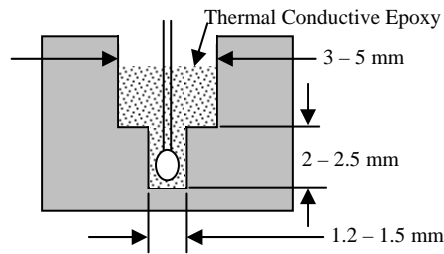


Figure 3. Section View of the 2 Stage Hole

The worst mounting result is that there are air bubbles trapped inside the thermistor mounting hole. These bubbles cause thermal sensing time delay and sensing temperature errors. To avoid the bubbles, use thin epoxy, vibrate the assembly before curing, and cure the epoxy inside the mounting hole at high temperature, 80°C to 150°C, depending on the epoxy used and the maximum temperature assembly components allow.

The thermistor lead wires are made of plain copper and there is no insulation coating on them, please make sure that they do not touch each other after mounting the thermistor.

Some thermal conductive epoxies are also electrically conductive and such epoxies should not be used for mounting the thermistors, since the lead wires are conductive.

Notice: Glass encapsulated cannot be used in water or other liquid directly.

ORDERING INFORMATION

Quantity	1 - 9	10 - 49	50 - 199	200 - 499	≥500
ATH100KR8	\$3.84	\$3.65	\$3.46	\$3.26	\$3.07
ATH100KR8T63	\$4.03	\$3.83	\$3.63	\$3.42	\$3.22
ATH100KR8T63S	\$4.22	\$4.02	\$3.81	\$3.58	\$3.38



Resistance Temperature Characteristics

T[°C]	R nom[Ω]	R min[Ω]	R max[Ω]	ΔR/R[±%]	ΔT[±%]	a[%/K]
-55	9877500	9271000	10484000	6.1	0.8	7.4
-50	6864800	6473400	7256200	5.7	0.8	7.1
-45	4833700	4578300	5089000	5.3	0.8	6.9
-40	3445800	3277400	3614100	4.9	0.7	6.7
-35	2485200	2373300	2597100	4.5	0.7	6.4
-30	1812400	1737300	1887400	4.1	0.7	6.2
-25	1335600	1285000	1386300	3.8	0.6	6.0
-20	994130	959740	1028500	3.5	0.6	5.8
-15	747000	723540	770460	3.1	0.6	5.6
-10	566390	550330	582440	2.8	0.5	5.4
-5	433140	422130	444150	2.5	0.5	5.3
0	333960	326420	341510	2.3	0.4	5.2
5	258500	253360	263640	2.0	0.4	5.0
10	201660	198180	205140	1.7	0.4	4.9
15	158500	156160	160840	1.5	0.3	4.7
20	125470	123920	127020	1.2	0.3	4.6
25	100000	99000	101000	1.0	0.2	4.5
30	80223	79239	81206	1.2	0.3	4.3
35	64759	63823	65695	1.4	0.3	4.2
40	52589	51718	53460	1.7	0.4	4.1
45	42951	42151	43751	1.9	0.5	4.0
50	35272	34544	36000	2.1	0.5	3.9
55	29119	28462	29776	2.3	0.6	3.8
60	24161	23570	24752	2.4	0.7	3.7
65	20144	19615	20674	2.6	0.7	3.6
70	16874	16400	17348	2.8	0.8	3.5
75	14198	13775	14622	3.0	0.9	3.4
80	11998	11620	12376	3.2	0.9	3.3
85	10181	9844	10519	3.3	1.0	3.2
90	8674	8373	8976	3.5	1.1	3.2
95	7419	7149	7688	3.6	1.2	3.1
100	6369	6128	6610	3.8	1.3	3.0
105	5487	5271	5703	3.9	1.3	2.9
110	4744	4550	4937	4.1	1.4	2.9
115	4115	3941	4288	4.2	1.5	2.8
120	3581	3425	3737	4.4	1.6	2.7
125	3126	2985	3266	4.5	1.7	2.7
130	2737	2610	2864	4.6	1.8	2.6
135	2404	2289	2518	4.8	1.8	2.6
140	2117	2013	2220	4.9	1.9	2.5
145	1869	1776	1963	5.0	2.0	2.5



T[°C]	R nom[Ω]	R min[Ω]	R max[Ω]	ΔR/R [±%]	ΔT [±%]	a[%/K]
150	1655	1570	1740	5.1	2.1	2.4
155	1469	1392	1546	5.2	2.2	2.4
160	1307	1237	1377	5.4	2.3	2.3
165	1166	1102	1230	5.5	2.4	2.3
170	1043	984.6	1101	5.6	2.5	2.2
175	934.5	881.4	987.5	5.7	2.6	2.2
180	839.3	790.7	887.8	5.8	2.7	2.1
185	755.4	710.9	799.9	5.9	2.8	2.1
190	681.3	640.5	722.2	6.0	2.9	2.0
195	615.8	578.3	653.3	6.1	3.0	2.0
200	557.6	523.1	592.1	6.2	3.1	2.0
205	505.9	474.1	537.7	6.3	3.3	1.9
210	459.9	430.6	489.2	6.4	3.4	1.9
215	418.8	391.7	445.8	6.5	3.5	1.9
220	382.0	357.0	407.0	6.6	3.6	1.8
225	349.1	325.9	372.2	6.6	3.7	1.8
230	319.5	298.0	341.0	6.7	3.8	1.8
235	292.9	273.0	312.9	6.8	4.0	1.7
240	269.0	250.4	287.5	6.9	4.1	1.7
245	247.3	230.1	264.6	7.0	4.2	1.7
250	227.8	211.7	243.9	7.1	4.3	1.6

NOTICE

- ATI warrants performance of its products for one year to the specifications applicable at the time of sale, except for those being damaged by excessive abuse. Products found not meeting the specifications within one year from the date of sale can be exchanged free of charge.
- ATI reserves the right to make changes to its products or to discontinue any product or service without notice, and advise customers to obtain the latest version of relevant information to verify, before placing orders, that information being relied on is current and complete.
- All products are sold subject to the terms and conditions of sale supplied at the time of order acknowledgment, including those pertaining to warranty, patent infringement, and limitation of liability. Testing and other quality control techniques are utilized to the extent ATI deems necessary to support this warranty. Specific testing of all parameters of each device is not necessarily performed, except those mandated by government requirements.
- Customers are responsible for their applications using ATI components. In order to minimize risks associated with the customers' applications, adequate design and operating safeguards must be provided by the customers to minimize inherent or procedural hazards. ATI assumes no liability for applications assistance or customer product design.
- ATI does not warrant or represent that any license, either express or implied, is granted under any patent right, copyright, mask work right, or other intellectual property right of ATI covering or relating to any combination, machine, or process in which such products or services might be or are used. ATI's publication of information regarding any third party's products or services does not constitute ATI's approval, warranty or endorsement thereof.
- IP (Intellectual Property) Ownership: ATI retains the ownership of full rights for special technologies and/or techniques embedded in its products, the designs for mechanics, optics, plus all modifications, improvements, and inventions made by ATI for its products and/or projects.